

TEL. 9575997, 9567298, 9554725

JANATA BANK LIMITED

For Previous Rate Sheet Click

PABX-575,

TREASURY DEPARTMENT

<https://goo.gl/URA0t4>

Mail: fxdeal@janatabank-bd.com

HEAD OFFICE, DHAKA

Exchange Rate Circular - 26

**INDICATIVE ONLY: Rates may vary in the**

DATE : 05 Feb 2020

EFFECTIVE DATE: 05 Feb'2020

same day

Wednesday

A) CROSS RATE OF SYD, TOK, HKG &amp; S.E. ASIAN MARKETS AS ON 05/02/2020

	GBP/USD	EUR/USD	USD/JPY	USD/C.DLR	USD/S.FRA	AUD/USD
SELLING	1.3022	1.1036	109.4300	1.3293	0.9691	0.6775
BUYING	1.3021	1.1035	109.4400	1.3294	0.9696	0.6775

B) JANATA BANK LTD'S CASH

CURRENCY &amp; T.C TO PUBLIC TK PER UNIT OF FOREIGN CURREN

SELLING	CURRENCY	BUYING	SELLING	CURRENCY	BUYING
88.0000	US Dollar	87.0000	23.6000	Saudi Riyal	22.7000
112.8000	G. B. Pound	111.1000	24.0000	UAE. Dirham	23.0000
95.8000	Euro	93.4000	20.7000	MAL.Ringit	19.4000
60.6000	Aus. Dollar	58.6000	1.2600	Indian Rupee	1.2000

BE SAME AS SELLING T.T.&amp; O.D AND BUYING O.D. TRANSFER

C)	SELLING		NAME OF CURRENCY	BUYING			
	T.T.& O.D.	B.C.		T.T.CLEAN	T.T.DOC	O.D.SIGHT EXP.BILLS	O.D. TRANSFER
	84.9500	84.9500	US Dollar	84.2000	84.1500	84.1000	83.9000
	111.5600	111.6990	G. B. POUND	110.2660	109.9488	109.7269	109.2850
	95.9461	96.0792	EURO	94.6327	94.2833	94.0606	93.1878
	0.7985	0.8038	JP.YEN	0.7775	0.7707	0.7694	0.7666
	65.9087	66.0525	CAN.DLR	65.7936	65.6204	65.4244	64.8185
	88.3087	88.4797	SWISS.FRANC	87.6175	87.4247	87.3397	87.2348
	222.2109	222.7752	OMANIAN RIYAL	219.1444	218.9107	218.2686	217.9466
	11.0000	11.4233	H.K.DLR	10.9134	10.9018	10.8700	10.8382
	63.2010	64.6727	SING.DLR	63.3847		63.1405	61.5015
	2.7491	2.7601	THI.BAHT	2.7219		2.7111	2.7031
	20.7718	20.8291	MAL.RINGIT	20.5578		20.4761	20.4161
	23.3010	23.3092	UAE.DIRHAM			22.9816	22.9143
	22.8116	22.8696	SAUDI RIYAL			22.5007	22.4300
	23.4874	23.9392	QATAR RIYAL				22.7013
	284.5595	284.8582	KUWAIT DINAR				276.0000
	224.0027	224.0822	BAHRAIN DINAR				219.2478
	12.9620	13.1730	CHINESE YUAN				11.5000

D) USANCE RATE:	30 DAYS	60 DAYS	90 DAYS	120 DAYS	150 DAYS	180 DAYS
US Dollar	83.5988	83.1077	82.6165	82.1253	81.6342	81.1430
G. B. POUND	109.0837	108.4405	107.5216	107.1540	106.5108	105.8676
EURO	93.5086	92.9566	92.1679	91.8525	91.3005	90.7485

E) FORWARD RATE:		1 MONTH	2 MONTHS	3 MONTHS	6 MONTHS	1 YEAR
SELLING	US Dollar	86.0894	86.5287	86.9181	88.2861	0.0000
BUYING	US Dollar	85.0982	85.1964	85.4946	85.6893	0.0000


F) NFCD INTT RATE, EFFECT ON: 01.02.2020 To 15.02.2020	1 MONTH	3 MONTHS	6 MONTHS	12 MONTHS
US Dollar	1.39525	1.52713	1.52925	1.59713
G. B. POUND	0.37975	0.45088	0.50150	0.56375
EURO	0.00000	0.00000	0.00000	0.00000

G) LIBOR AS ON 04/02/2020, 60 DAYS 1.72375 90 DAYS 1.73738 180 DAYS 1.74350


H) INDICATIVE RATE OF 01 SDR, USD WITH NTL, CUR OF ACU MEMBERS AS IMF RATE 31/01/2020	IN.RS	N.RS	SL.RS	PK.RS	BD TK	USD
USD 1	71.5094	115.0213	182.9841	140.6396	84.5800	
SDR 1	98.4649	158.3787	251.9603	193.6540	116.4626	1.3770


IN CASE OF AUS. DOLLAR CASH RATE WILL BE USED FOR T.T ALSO

Rates mentioned in row C, D, E and F are applicable only for bank's own customers.

  
 Md. Nur Islam  
 PO  
 Prepared By

  
 Md. Mokhlesur Rahman  
 SPO  
 Checked By

  
 M.M. Awrangzeb  
 AGM  
 Authorised Signature

  
 Md. Tofazzal Hossain  
 DGM  
 Authorised Signature